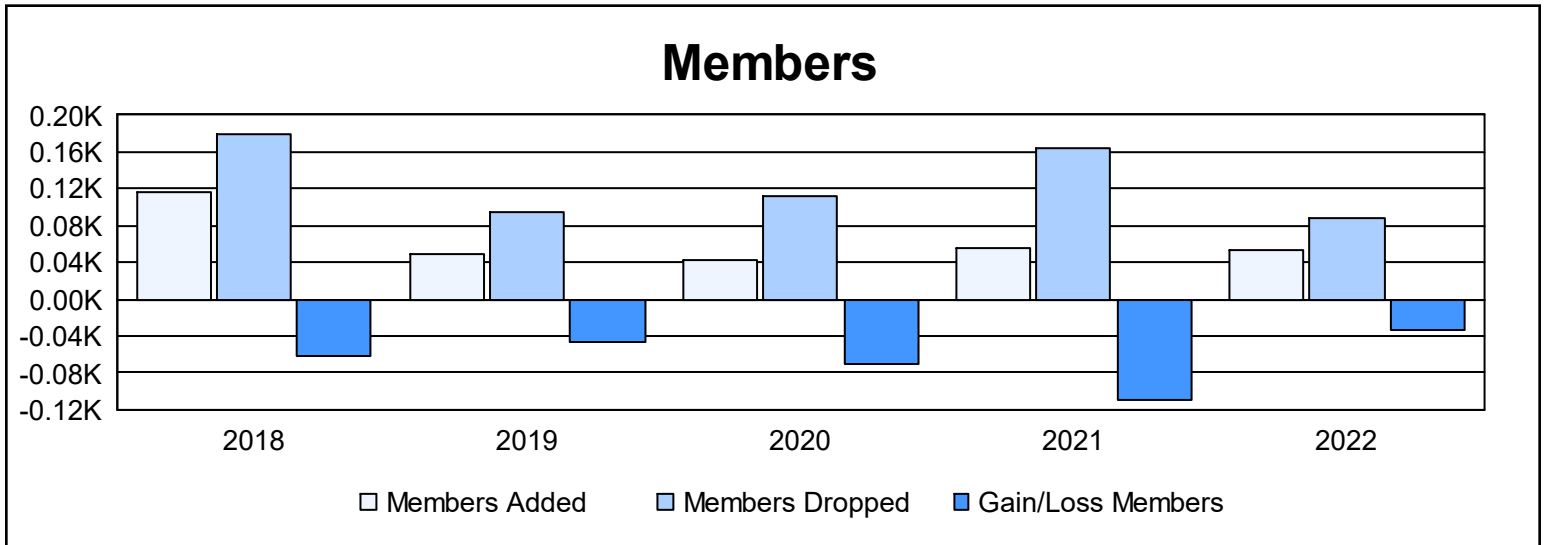
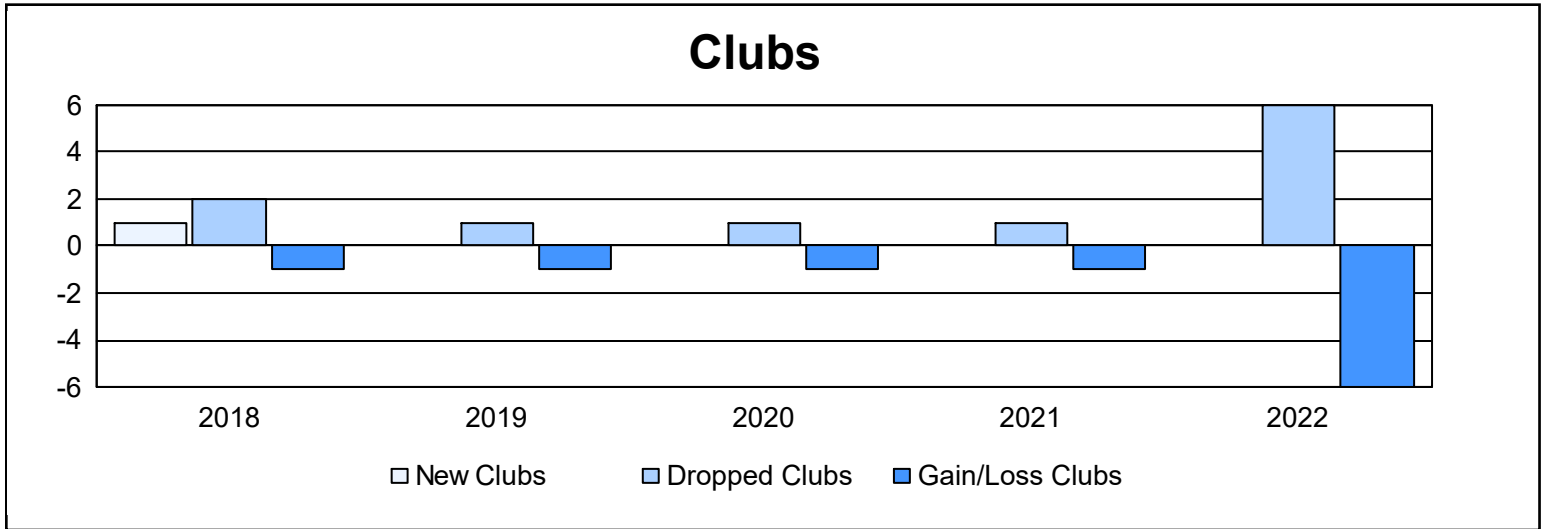
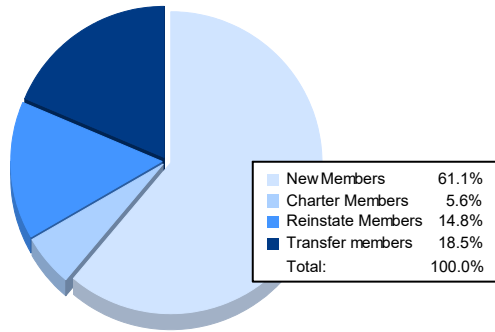


| Year | New Clubs | Dropped Clubs | Gain/ Loss Clubs | New Members | Charter Members | Reinstate Members | Transfer Members | Total Member Added | Total Members Dropped | Gain/ Loss Members |
|----------------|-----------|---------------|------------------|-------------|-----------------|-------------------|------------------|--------------------|-----------------------|--------------------|
| 2017-2018 | 1 | 2 | -1 | 79 | 22 | 2 | 14 | 117 | 179 | -62 |
| 2018-2019 | 0 | 1 | -1 | 37 | 6 | 2 | 4 | 49 | 95 | -46 |
| 2019-2020 | 0 | 1 | -1 | 34 | 1 | 6 | 1 | 42 | 112 | -70 |
| 2020-2021 | 0 | 1 | -1 | 40 | 6 | 6 | 3 | 55 | 165 | -110 |
| 2021-2022 | 0 | 6 | -6 | 33 | 3 | 8 | 10 | 54 | 87 | -33 |
| Average | 0 | 2 | -2 | 45 | 8 | 5 | 6 | 63 | 128 | -64 |



Membership Composition June 2022 Cumulative



Gender Composition June 2022 Cumulative

